



# ARMY PUBLIC SCHOOL MEERUT CANTT

SESSION: 2024-25

BALVATIKA

## SUMMER ACTIVITIES

The holidays are finally here! It's  
really fun to play with friends.



Design : Mr. Yogesh Kumar

# SUMMER HOLIDAYS HOMEWORK

SESSION 2024-25

CLASS-NURSERY


**Dear Parents,**

Summer vacation brings a change and excitement for children. It gives an opportunity to develop an everlasting bond and to spend precious time with the kids.

To make the child more independent and healthier, kindly encourage the child to -

- **Brush his/her teeth twice a day.**
- **Wash his/her hands before and after meal.**
- **Switch off the lights before leaving the room.**
- **Wear his/her shoes and socks by himself or herself.**
- **Use magic words in day-to-day life-  
**Sorry, Please, Excuse me, Thank you.****
- **Wish “Good Morning” and “Good Night” to their parents and elders.**
- **Button and unbutton the shirts on its own.**

As the school closing for the summer break we have planned some worksheets and activities for the child to enhance his or her learning skills in a fun filled way.




# ENGLISH

Make your ward revise and practice following

**Prayers:** Thank you God (<https://www.youtube.com/watch?v=8M0vqbZB9ng>)


**Rhymes:**

- Johny! Johny!  
(<https://www.youtube.com/watch?v=F4tHL8reNCs>)
- Twinkle Twinkle. (<https://www.youtube.com/watch?v=yCjJyiqpAuU>)
- Ring A Ring A'Roses. (<https://www.youtube.com/watch?v=hV8dWrupEFo>)



## ACTIVITIES

- ❖ Make Standing and Sleeping lines with the help of Ice Cream sticks.



- ❖ Paste any two pictures related letter 'L' in 3 in 1 notebook.

**PRE-WRITING SKILL (Take out a printout / Draw / paste in 3 in 1 notebook)**



Let's score a point! Help the balls reach their goals by tracing the curved lines from left to right.



# FIND & COLOR THE LETTER



**(Take out a printout/Draw/ paste in 3 in 1 notebook) and color the first letter of the image shown and submit after vacation**

हिंदी

ORAL - Learn Rhymes



Link:

<https://www.youtube.com/watch?v=odn7KGC1FMA>



Link:

[https://www.youtube.com/watch?v=nYW1s\\_QUcBE](https://www.youtube.com/watch?v=nYW1s_QUcBE)




Link:

<https://www.youtube.com/watch?v=bV0JRRIDMcl>




## Activity Sheet

Colour the "अनार" with red crayon( take out a printout/ draw / paste in 3 in 1 copy)



# **MATHS**

Color the circle with Red. (Take out a printout / Draw / paste in 3 in 1 copy)






Use your Creativity and make an object which is Circle in shape and decorate it.(Do it in 3 in 1 notebook)

Such as:



# Circle



# EXPLORE AND LEARN

Visit the park and collect big and small leaves and paste/  
draw in 3 in 1 notebook.

BIG LEAVES

SMALL LEAVES



# **EVS**

Let's make juicy, colorful fruits with finger and thumb Impressions. (To be done in 3 in 1 notebook)(Any five)

*Examples are given below...*



## FRUIT FINGERPRINT ART



**Banana**



**Strawberry**



**Kiwi**



**Avocado**



**Pineapple**



**Water melon**



**Orange**



**Apple**



**Cherry**

# Take Care of Birds....

- ❖ As you all know that summer season is going on and it's too hot outside.
- ❖ So keep one earthen pot filled with water and some food grains for birds on Terrace and paste your pic in notebook.
- Few points you need to take care while doing this: -

Change water twice in a day to avoid mosquito breeding & wash the pot daily.



# ART & CRAFT

**Theme:** Best out of waste

Use your creativity to create an object something unique. Submit it to your class teacher.


Sample pictures are provided below.



➤ **Complete your homework nicely as it will be assessed.**

Let your child watch any of the movie in the vacation.

1. 'CHARLIE AND THE CHOCOLATE FACTORY'.




Link: [https://www.youtube.com/watch?v=gO\\_wdVhoSig](https://www.youtube.com/watch?v=gO_wdVhoSig)

2. NEMO



Link: <https://www.youtube.com/watch?v=GjiZRzDVBBY>

3. THE JUNGLE BOOK



Link: <https://www.youtube.com/watch?v=0NHu6Adkjbo>

*HAPPY  
HOLIDAYS*

